
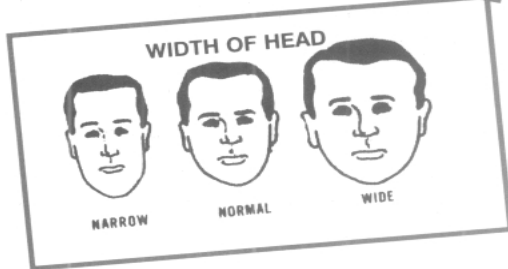
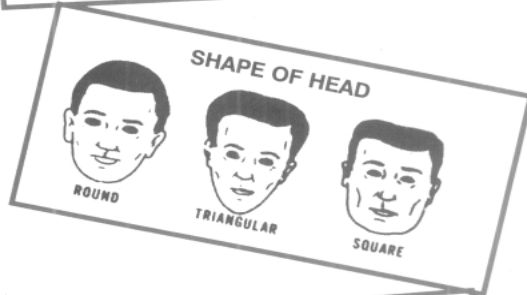
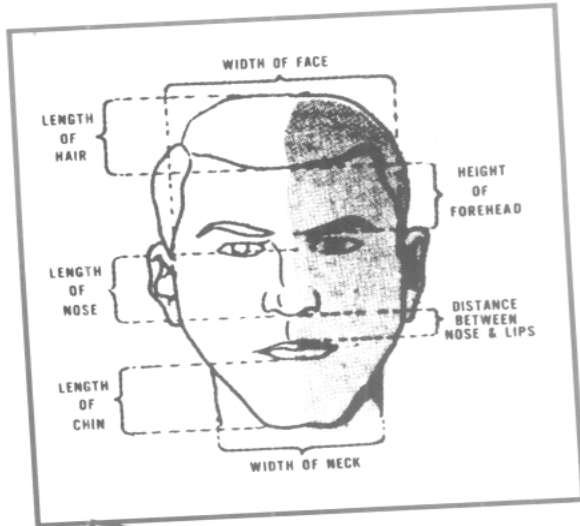


# Head & Face



Important Details

Inside

## Message from Your University of Akron Police Department

To capture a criminal, it is of utmost importance for the police to promptly obtain an accurate description.

This pamphlet points out the identification data needed by police to apprehend suspects. Become familiar with the step-by-step procedure outlined in this pamphlet. Keep it in mind so that you can give the police an accurate description of any criminal or suspicious act you may observe.

Safety and Security is the responsibility of the whole campus community. The key to a safe campus is you.

University of Akron Police Department

Emergency 911

Phone: 330-972-7123

Campus Patrol 330-972-7263

## How to Describe a

# SUSPECT



....from traces

to faces....

# Observe & Remember

## • General Description

**Sex:** Male or female

**Race:** White, Black, Oriental, Puerto-Rican, Mexican, etc

**Age:** estimate

**Height:** In comparison with your own height, door, etc

**Weight:** estimate

**Hair:** Color, texture, style, grooming, length; possibly dyed or wig

**Eyes:** Color; shape: clear or bloodshot; eyelashes; eye-brows (heavy or light)

**Complexion:** color; pores, pock marks, acne, razor rash, bumps; shaven or unshaven

**Peculiarities:** Marks, scars, deformities; mustache, goatee or beard; make-up; voice (pitch, tone, rasp, lisp); speech (educated, uneducated, slangy, accent); gait (slow, fast; limp)

## • Clothing

**Hat:** color; style, (cap, fedora, hood)

**Shirt/Blouse/Dress:** color, design, sleeves, collar

**Coats:** Style and color; suit coat, jacket, topcoat, overcoat

**Pants/Slacks/Skirt:** Color, style (regular, bell bottom baggy, etc)

**Socks:** Color, pattern, length

**Shoes:** Color; style (oxfords, loafers, boots)

**Accessories:** Sweater, scarf, gloves, necktie

**Jewelry:** Rings, watch, bracelet, tie clasp

**General Appearance:** Neat, well-groomed or sloppy; clean or dirty, etc

**Oddities:** Clothing too large or too small: odd colors; patchwork

## • Hair

**Color:** Black, brown, red, etc: note if dyed

**Texture:** Straight, wavy curly, tightly curled, corn rows, weave; note if processed

**Hairline:** Low on forehead, receding,

"widows peak" at center, etc

**Style:** Neatly combed, unkempt, parted, short, long

## • Forehead

**Height:** High, low, wide, narrow

**Skin:** Smooth, light or heavy creases, wrinkled

## • Nose

**Shape:** Long, wide, flat, pug, Roman, etc

**Nostrils:** Wide, narrow, flared

## • Ears

**Size:** Large, small, etc

**Prominence:** Protruding or flat against the head

## • Cheeks

**Flesh:** Sunken, filled out, dried, oily

**Wrinkles:** "caliper" lines besides nose, mouth others

## • Cheek bones

**Prominence:** High or low, wide or low, also note whether fleshy

## • Mouth

**Corners:** Turned up, turned down, level

**Upper Lip:** Thin, medium, full

**Lower Lip:** thin, medium, full

## • Neck

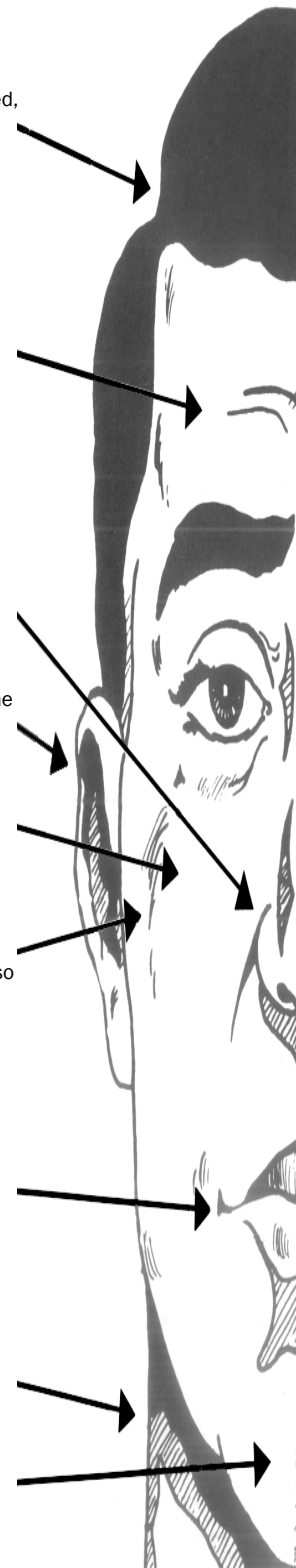
**Front:** double chin, protruding

Adams apple, etc


## • Chin

**Shape:** round, oval, pointed, square

**Peculiarities:** Small, double, dimpled, cleft



## • EYEBROWS



## • EYE PLACEMENT



## • EYE SHAPES



## • RACE



## • Other Facts

- Try to remember approximate time and date.
- Carefully note exact location: if suspect leaves, note direction of flight.
- Watch for decoys or other accomplices.
- Note weapons offender carried: revolver, knife, etc.