



Percent of respondents who would rate themselves as "Very Conservative"










Ohio Zip Codes



The University of Akron

Institute for Health and Social Policy
The Center for Policy Studies
225 South Main St.
Polsky Bldg. Room 285
Akron, Ohio 44325-1911
Phone (330) 972-5111

2005 Northeast Ohio Regional Omnibus Poll

Northeast Ohio Omnibus Poll

-  Main Ohio Cities
-  No respondents
-  One respondent
-  None (0 %)
-  Under 5%
-  5 - 10 %
-  10 - 15 %
-  15 - 25 %
-  Over 25 %



Northeast Ohio
Research Consortium